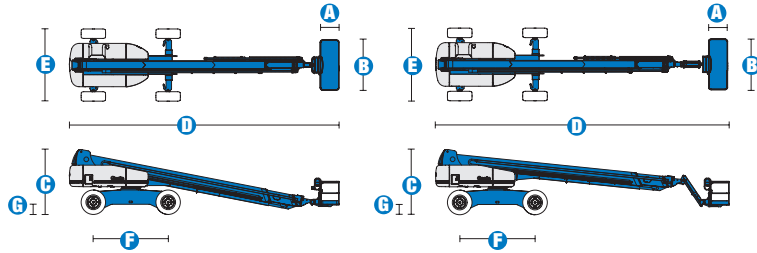


Specifications



| MODELS | S™-120 | | S™-125 | |
|---------------------------------------|---------|-------------|---------|-------------|
| MEASUREMENTS | Metric | US | Metric | US |
| Working height maximum* | 38.58 m | 126 ft | 40.15 m | 131 ft 2 in |
| Platform height maximum | 36.58 m | 120 ft | 38.15 m | 125 ft 2 in |
| Horizontal reach maximum | 22.86 m | 75 ft | 24.38 m | 80 ft |
| Below ground reach | 1.98 m | 6 ft 6 in | 3.27 m | 10 ft 9 in |
| A Platform length - 8 ft model | 91 cm | 3 ft | 91 cm | 3 ft |
| Platform length - 6 ft model | 76 cm | 2 ft 6 in | 76 cm | 2 ft 6 in |
| B Platform width - 8 ft model | 2.44 m | 8 ft | 2.44 m | 8 ft |
| Platform width - 6 ft model | 1.83 m | 6 ft | 1.83 m | 6 ft |
| C Height - stowed | 3.07 m | 10 ft 1 in | 3.07 m | 10 ft 1 in |
| D Length - stowed | 13 m | 42 ft 8 in | 14.25 m | 46 ft 9 in |
| Length - transport (jib tucked under) | — | — | 12.17 m | 39 ft 11 in |
| E Width - axles retracted | 2.49 m | 8 ft 2 in | 2.49 m | 8 ft 2 in |
| Width - axles extended | 3.35 m | 11 ft | 3.35 m | 11 ft |
| F Wheelbase | 3.66 m | 12 ft | 3.66 m | 12 ft |
| G Ground clearance - centre | 44 cm | 1 ft 5.5 in | 44 cm | 1 ft 5.5 in |

| PRODUCTIVITY | | | | |
|---|----------------------|-------------|----------------------|-------------|
| Lift capacity | 340 kg | 750 lbs | 227 kg | 500 lbs |
| Platform rotation | 160° | 160° | 160° | 160° |
| Vertical jib rotation | — | — | 135° | 135° |
| Turntable rotation | 360° continuous | | 360° continuous | |
| Turntable tailswing - axle retracted | 1.68 m | 5 ft 6 in | 1.68 m | 5 ft 6 in |
| Turntable tailswing - axle extended | 1.24 m | 4 ft 1 in | 1.24 m | 4 ft 1 in |
| Drive speed - stowed | 4.8 km/h | 3.0 mph | 4.8 km/h | 3.0 mph |
| Drive speed - raised/extended | — | | | |
| below 24.23 m (80 ft) | 1.1 km/h | 0.68 mph | 1.1 km/h | 0.68 mph |
| above 24.23 m (80 ft) | 0.55 km/h | 0.34 mph | 0.55 km/h | 0.34 mph |
| Gradeability - stowed** | 40% | 40% | 40% | 40% |
| Turning radius - axle retracted: inside | 4.01 m | 13 ft 2 in | 4.01 m | 13 ft 2 in |
| outside | 6.75 m | 22 ft 2 in | 6.75 m | 22 ft 2 in |
| Turning radius - axle extended: inside | 2.59 m | 8 ft 6 in | 2.59 m | 8 ft 6 in |
| outside | 5.74 m | 18 ft 10 in | 5.74 m | 18 ft 10 in |
| Controls | 12 V DC proportional | | 12 V DC proportional | |
| Tyres - RT lug | 445/65 D22.5 | | 445/65 D22.5 | |

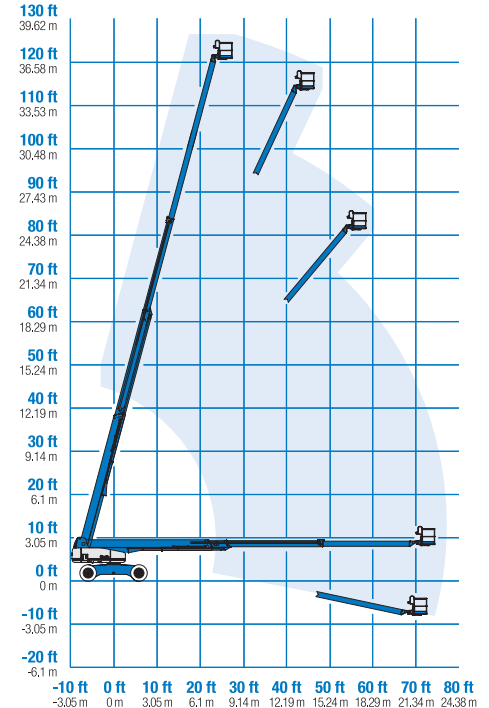
| POWER | | | | |
|-------------------------|---|---------|---------|---------|
| Power source | Deutz TD2011 L04i 4 cylinder diesel 75 hp (56 kW) Perkins 804-33T 4 cylinder turbo diesel 83 hp (62 kW) Cummins B3.3T 4 cylinder turbo diesel 80 hp (60 kW) | | | |
| Auxiliary power unit | 12 V DC | 12 V DC | 12 V DC | 12 V DC |
| Hydraulic tank capacity | 208 L | 55 gal | 208 L | 55 gal |
| Fuel tank capacity | 151 L | 40 gal | 151 L | 40 gal |

| WEIGHT*** | | | | |
|-----------|-----------|------------|-----------|------------|
| | 20,112 kg | 44,340 lbs | 20,248 kg | 44,640 lbs |

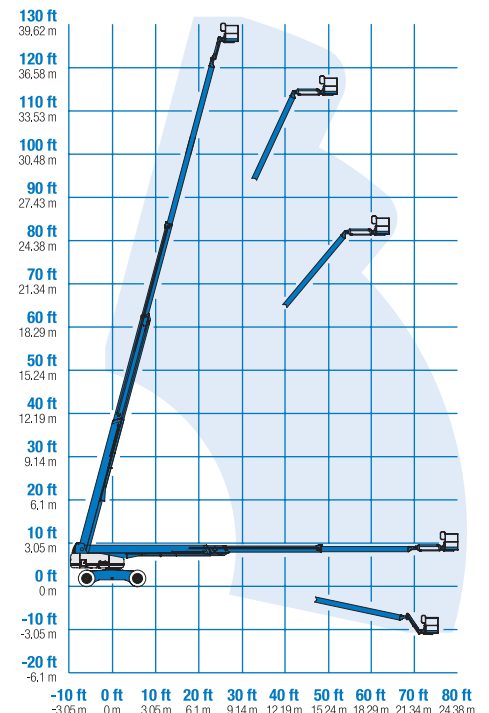
STANDARDS COMPLIANCE CE EN280, PB-10-611-03

* The metric equivalent of working height adds 2 m to platform height. U.S. adds 6 ft to platform height.
 ** Gradeability applies to driving on slopes. See Operator's Manual for details regarding slope ratings.
 *** Weight will vary depending on options and/or country standards.

RANGE OF MOTION S™-120



RANGE OF MOTION S™-125



Features

EASILY CONFIGURED TO MEET YOUR NEEDS

PLATFORM OPTIONS

- Steel 2.44 m (8 ft) (standard)
- Steel 1.83 m (6 ft)
- Steel 2.44 m (8 ft) tri-entry

JIB OPTIONS

- Non-jib
- 1.52 m (5 ft) jib boom

POWER

- Deutz diesel 75 hp (56 kW)
- Perkins diesel 83 hp (62 kW)
- Cummins diesel 80 hp (60 kW)

DRIVE/STEER OPTIONS

- 4x4 (standard)
- 4 wheel steer (standard)

AXLE

- Extendable axles (standard)

TYRE

- Rough terrain foam-filled (standard)

STANDARD FEATURES cont.

- Configurable controls to limit maximum height to 24.38 m (80 ft) or 30.48 m (100 ft)
- Ground control box cover
- Engine status display
- Certified load sensor

POWER

- All engines are emissions compliant
- 12 V DC auxiliary power
- Anti-restart engine protection
- Auto engine fault shutdown
- Intake glow plug



OPTIONS & ACCESSORIES

PRODUCTIVITY

- Platform swing gate
- Half mesh platform inserts with swing gate
- Platform top auxiliary rail
- Weld leads to platform
- Air line to platform
- Fire resistant hydraulic oil
- Biodegradable hydraulic oil
- Basic hostile environment kit
- Deluxe hostile environment kit
- Aircraft protection package (6 ft package)
- Tool tray
- Fluorescent tube caddy
- Pipe cradle (pair)
- Alarm package (flashing beacon and travel alarm)
- Platform work lights
- Lockable platform control box covers

POWER

- AC Generator Packages
- Cold weather packages
- Diesel scrubber muffler with spark arrestor (not available on Cummins engine)
- Intake air pre cleaner

UK

The Maltings
Wharf Road
Grantham NG31 6BH
UK
Tel: +44 (0)1476 584333
Fax: +44 (0)1476 584334

France

10, ZA de la Croix St. Mathieu
28320 Gallardon
France
Tel: +33 (0)2 37 26 09 99
Fax: +33 (0)2 37 26 09 98

Germany

Finienweg 3
28832 Achim/Bremen
Germany
Tel: +49 (0)4202 8852-0
Fax: +49 (0)4202 8852-25

Spain

Gaià 31, Pol. Ind. Plá d'en Coll
08110 Montcada i Reixac
Barcelona
Spain
Tel: +34 93 572 50 90
Fax: +34 93 572 50 91

Scandinavia

Aröds industriväg 34
422 43 Hisings Backa
Sweden
Tel: +46 31 57 51 00
Fax: +46 31 57 51 04

Middle East

Terex Middle East
PO Box 282325, Dubai
U.A.E.
Tel: +971 4 885 8030
Fax: +971 4 885 6364
Email: awp.infome@terex.com

Genie United States

18340 NE 76th Street
P.O. Box 97030
Redmond, WA
USA 98073-9730
Tel: +1 425 881-1800
Fax: +1 425 883-3475

Email: AWP-InfoEurope@terex.com

Distributed By:

STANDARD FEATURES

MEASUREMENTS

S™-120

- 38.58 m (126 ft) working height
- 22.86 m (75 ft) horizontal reach
- 340 kg (750 lb) lift capacity

S™-125

- 40.15 m (131 ft 2 in) working height
- 24.38 m (80 ft) horizontal reach
- 227 kg (500 lb) lift capacity

PRODUCTIVITY

- Self-levelling platform
- Hydraulic platform rotation
- Fully proportional Hall effect joystick controls
- Hydraulic oil cooler
- Thumb rocker steer
- Drive enable
- AC power to platform
- Horn
- Hour meter
- Tilt alarm
- Descent alarm
- 360° continuous turntable rotation
- Locking turntable covers
- Positive traction drive
- Two speed wheel motors